

**CERTIFICATION OF ELECTION RESULTS
FOR THE REPUBLICAN PRIMARY ELECTION
HELD AUGUST 2, 2018**


We, the undersigned members of the **Wilson County Election Commission**, do hereby certify that we held a **Republican Primary Election** on **Thursday, August 2, 2018**, in the voting precincts in this county, according to law, for the purpose of electing a party nominee for the offices of **Governor, United States Senate, US House-District 6, TN Senate-District 17, TN House District 46, TN House-District 57, State Executive Committeeman-District 17 and State Executive Committeewoman-District 17**, and that we have canvassed the returns of said election as required by law, and we do hereby certify that the following 10 pages of tabulation are a true, correct, and complete accounting of the results by precinct and county of said election as established by the canvassing of the returns, this **20th** day of **August, 2018**.

At least three (3) commissioners must sign below:




Chairman, County Election Commission


Secretary, County Election Commission



Member, County Election Commission



Member, County Election Commission



Member, County Election Commission

State of Tennessee - Wilson County
August 2, 2018
Republican Primary
Governor

1 Diane Black	5,048
2 Randy Boyd	4,160
3 Beth Harwell	3,569
4 Bill Lee	9,221
5 Basil Marceaux Sr.	30
6 Kay White	65
Total Votes	22,093

United States Senate

1 Marsha Blackburn	17,972
2 Aaron L. Pettigrew	3,286
3 Write-In - Tom Emerson, Jr.	0
4 Write-In - Tommy N. Hay	0
Total Votes	21,258

United States House of Representatives District 6

1 Bob Corlew	7,958
2 Judd Matheny	2,508
3 Christopher Brian Monday	637
4 John Rose	7,849
5 Lavern "Utum LaVern" Vivio	1,495
Total Votes	20,447

Tennessee Senate District 17

1 Mark Pody	19,575
Total Votes	19,575

Tennessee House of Representatives District 46

1 Clark Boyd	6,699
2 Menda McCall Holmes	1,250
Total Votes	7,949

17-Aug-18

DS
GS \$50 JdP

State of Tennessee - Wilson County

August 2, 2018

Republican Primary

Tennessee House of Representatives District 57

1 Susan M Lynn	8,688
2 Aaron Shane	4,542
Total Votes	13,230

State Executive Committeeman District 17

1 Jerry Beavers	9,483
2 Dwayne Craighead	8,699
Total Votes	18,182

State Executive Committeewoman District 17

1 Terri Nicholson	8,476
2 Jennifer Franklin Winfree	9,006
Total Votes	17,482

17-Aug-18

DS JS LYO JP

State of Tennessee - Wilson County

August 2, 2018

Republican Primary

Governor

1. Diane Black
2. Randy Boyd
3. Beth Harwell
4. Bill Lee
5. Basil Marceaux Sr.
6. Kay White

Precincts:	1	2	3	4	5	6
1-1	192	146	133	382	0	1
2-1	164	118	128	261	1	1
3-1	270	168	164	427	2	4
4-1	155	109	131	276	1	3
4-2	91	79	54	212	0	1
5-1	278	249	193	516	2	3
6-1	195	180	127	349	1	5
7-1	67	55	68	167	0	1
7-2	95	82	56	173	1	1
8-1	230	122	145	376	3	2
9-1	125	125	78	235	2	2
9-2	46	38	32	106	0	0
10-1	215	149	149	382	1	3
11-1	343	268	266	421	3	4
12-1	97	62	61	230	0	2
12-2	99	74	49	178	0	1
13-1	237	187	185	442	1	1
14-1	220	184	154	374	0	4
15-1	175	122	90	381	1	4
16-1	170	127	133	319	3	2
17-1	191	215	143	385	0	2
18-1	197	166	175	406	1	4
19-1	141	156	81	231	2	1
20-1	39	36	15	62	0	0
21-1	47	26	33	73	1	1
21-2	66	50	29	113	0	1
22-1	163	131	148	320	0	4
23-1	282	325	203	584	1	2
24-1	122	117	99	254	2	2
25-1	137	111	118	251	1	1
25-2	123	125	107	253	0	0
Absentee	75	56	21	76	0	2
Provisional	1	2	1	6	0	0
Totals:	5,048	4,160	3,569	9,221	30	65

17-Aug-18

DS
JS *BYO* *JWP*

State of Tennessee - Wilson County

August 2, 2018

Republican Primary

United States Senate

1. Marsha Blackburn
2. Aaron L. Pettigrew
3. Write-In - Tom Emerson, Jr.
4. Write-In - Tommy N. Hay

Precincts:	1	2	3	4
1-1	705	129	0	0
2-1	533	114	0	0
3-1	848	151	0	0
4-1	547	112	0	0
4-2	357	67	0	0
5-1	1,037	161	0	0
6-1	698	120	0	0
7-1	288	48	0	0
7-2	324	66	0	0
8-1	715	143	0	0
9-1	470	66	0	0
9-2	183	30	0	0
10-1	745	133	0	0
11-1	1,041	209	0	0
12-1	359	74	0	0
12-2	317	63	0	0
13-1	856	155	0	0
14-1	746	147	0	0
15-1	635	106	0	0
16-1	604	118	0	0
17-1	759	129	0	0
18-1	783	151	0	0
19-1	502	91	0	0
20-1	116	30	0	0
21-1	138	32	0	0
21-2	216	34	0	0
22-1	617	123	0	0
23-1	1,168	175	0	0
24-1	480	94	0	0
25-1	487	113	0	0
25-2	490	79	0	0
Absentee	201	20	0	0
Provisional	7	3	0	0
Totals:	17,972	3,286	0	0

Handwritten signatures and initials:
2018
JP
JYD JWP

State of Tennessee - Wilson County

August 2, 2018

Republican Primary

United States House of Representatives District 6

1. Bob Corlew
2. Judd Matheny
3. Christopher Brian Monday
4. John Rose
5. Lavern "Utturn LaVern" Vivio

Precincts:	1	2	3	4	5
1-1	282	96	23	331	67
2-1	234	94	22	208	58
3-1	307	113	36	438	66
4-1	237	101	22	202	51
4-2	146	60	12	159	28
5-1	456	139	26	462	71
6-1	293	90	11	306	63
7-1	120	34	9	147	17
7-2	145	48	10	157	23
8-1	296	115	28	306	76
9-1	221	57	13	194	37
9-2	73	20	8	86	15
10-1	304	108	19	332	65
11-1	546	124	48	408	62
12-1	159	54	17	169	26
12-2	139	60	8	138	22
13-1	382	100	37	380	79
14-1	351	111	34	300	67
15-1	278	99	21	289	31
16-1	258	77	27	268	55
17-1	297	106	33	381	52
18-1	370	102	18	335	73
19-1	231	77	22	207	40
20-1	60	14	7	53	7
21-1	62	16	6	68	17
21-2	90	28	9	102	14
22-1	304	82	26	233	65
23-1	528	150	26	498	98
24-1	240	61	16	206	46
25-1	221	80	22	197	62
25-2	226	76	16	198	30
Absentee	99	15	5	86	12
Provisional	3	1	0	5	0
Totals:	7,958	2,508	637	7,849	1,495

17-Aug-18

RS
JS
SYO
JVP

State of Tennessee - Wilson County

August 2, 2018

Republican Primary

Tennessee Senate District 17

1. Mark Pody

Precincts:	1
1-1	741
2-1	579
3-1	896
4-1	583
4-2	376
5-1	1,123
6-1	781
7-1	321
7-2	381
8-1	775
9-1	529
9-2	202
10-1	790
11-1	1,065
12-1	405
12-2	365
13-1	928
14-1	831
15-1	718
16-1	626
17-1	865
18-1	852
19-1	567
20-1	143
21-1	164
21-2	240
22-1	648
23-1	1,275
24-1	534
25-1	533
25-2	523
Absentee	207
Provisional	9
Totals:	19,575

ES
JP
240 JCP

State of Tennessee - Wilson County

August 2, 2018

Republican Primary

Tennessee House of Representatives District 46

1. Clark Boyd
2. Menda McCall Holmes

Precincts:	1	2
5-1	439	59
6-1	144	11
7-1	259	74
7-2	319	72
9-1	463	70
9-2	171	36
12-1	327	93
12-2	306	71
13-1	150	37
14-1	285	27
15-1	270	61
17-1	759	142
19-1	407	71
20-1	119	24
21-1	140	37
21-2	212	42
23-1	1,106	169
24-1	481	91
25-2	263	51
Absentee	77	11
Provisional	2	1
Totals:	6,699	1,250

OS
OS

240 36

State of Tennessee - Wilson County

August 2, 2018

Republican Primary

Tennessee House of Representatives District 57

1. Susan M Lynn
2. Aaron Shane

Precincts:	1	2
1-1	567	261
2-1	410	234
3-1	625	379
4-1	448	196
4-2	309	111
5-1	506	186
6-1	460	177
8-1	556	310
10-1	550	330
11-1	834	412
13-1	518	303
14-1	370	206
15-1	299	117
16-1	462	263
18-1	567	358
19-1	82	27
22-1	447	298
23-1	44	36
25-1	385	210
25-2	168	84
Absentee	79	39
Provisional	2	5
Totals:	8,688	4,542

AS
JS
SYO JCP

State of Tennessee - Wilson County

August 2, 2018

Republican Primary

State Executive Committeeman District 17

1. Jerry Beavers
2. Dwayne Craighead

Precincts:	1	2
1-1	412	309
2-1	275	270
3-1	457	372
4-1	266	275
4-2	171	189
5-1	504	525
6-1	348	338
7-1	142	146
7-2	197	162
8-1	398	346
9-1	247	217
9-2	96	88
10-1	361	354
11-1	503	521
12-1	188	174
12-2	184	148
13-1	509	371
14-1	401	361
15-1	318	330
16-1	315	295
17-1	361	402
18-1	481	355
19-1	279	253
20-1	82	48
21-1	79	83
21-2	104	102
22-1	343	289
23-1	608	559
24-1	251	244
25-1	264	247
25-2	234	237
Absentee	99	87
Provisional	6	2
Totals:	9,483	8,699

17-Aug-18

RS

JS

240 JP

State of Tennessee - Wilson County

August 2, 2018

Republican Primary

State Executive Committeewoman District 17

1. Terri Nicholson
2. Jennifer Franklin Winfree

Precincts:	1	2
1-1	366	308
2-1	288	236
3-1	413	367
4-1	263	257
4-2	190	151
5-1	458	534
6-1	306	355
7-1	100	185
7-2	153	192
8-1	367	337
9-1	176	331
9-2	73	101
10-1	361	308
11-1	524	436
12-1	151	217
12-2	161	155
13-1	464	385
14-1	366	367
15-1	303	326
16-1	289	299
17-1	315	439
18-1	438	352
19-1	238	272
20-1	56	71
21-1	71	83
21-2	84	117
22-1	312	277
23-1	441	678
24-1	170	318
25-1	276	226
25-2	214	234
Absentee	85	88
Provisional	4	4
Totals:	8,476	9,006

Handwritten signatures and initials:
DS
JS
SJO
SP