



**CERTIFICATION OF ELECTION RESULTS
FOR THE STATE AND FEDERAL GENERAL ELECTION
HELD NOVEMBER 6, 2018**


We, the undersigned members of the **Wilson County Election Commission**, do hereby certify that we held a **State and Federal General Election** on **Tuesday, November 6, 2018**, in the voting precincts in this county, according to law, for the purpose of electing the offices of **Governor, United States Senate, United States House of Representatives District 6, Tennessee Senate District 17, Tennessee House of Representatives District 46 and Tennessee House of Representatives District 57**, and that we have canvassed the returns of said election as required by law, and we do hereby certify that the following 10 pages of tabulation are a true, correct, and complete accounting of the results by precinct and county of said election as established by the canvassing of the returns, this **20th** day of **November, 2018**.


At least three (3) commissioners must sign below:


Chairman, County Election Commission


Secretary, County Election Commission


Member, County Election Commission


Member, County Election Commission


Member, County Election Commission

State of Tennessee - Wilson County
November 6, 2018
State General
Governor

1	Bill Lee - Republican	35,488
2	Karl Dean - Democratic	16,987
3	Mark CoonRippy Brown - Independent	46
4	Sherry L. Clark - Independent	95
5	Justin Cornett - Independent	12
6	Gabriel Fancher - Independent	13
7	Sean Bruce Fleming - Independent	25
8	William Andrew Helmstetter - Independent	10
9	Cory King - Independent	14
10	Matthew Koch - Independent	9
11	Tommy Ray McAnally - Independent	3
12	Jessie D. McDonald - Independent	8
13	Toney Randall Mitchell - Independent	5
14	Yvonne Neubert - Independent	9
15	Alfred Shawn Rapoza - Independent	9
16	Chad Riden - Independent	12
17	Robert Sawyers Sr. - Independent	4
18	Heather Scott - Independent	51
19	George Blackwell Smith IV - Independent	9
20	Jeremy Allen Stephenson - Independent	7
21	Tracy C. Yaste Tisdale - Independent	16
22	Mike Toews - Independent	42
23	Rick Tyler - Independent	33
24	Vinnie Vineyard - Independent	25
25	Jaron D. Weidner - Independent	10
26	Patrick Whitlock - Independent	28
27	Joe B. Wilmoth - Independent	18
28	Mark Wright - Independent	79
29	Write-In - Eddie Murphy	0
	Total Votes	53,067

State of Tennessee - Wilson County

November 6, 2018

State General

United States Senate

1	Marsha Blackburn - Republican	32,810
2	Phil Bredesen - Democratic	19,447
3	Trudy A. Austin - Independent	220
4	John Carico - Independent	61
5	Dean Hill - Independent	139
6	Kevin Lee McCants - Independent	31
7	Breton Phillips - Independent	57
8	Kris L. Todd - Independent	289
Total Votes		53,054

United States House of Representatives District 6

1	John Rose - Republican	34,757
2	Dawn Barlow - Democratic	15,973
3	Lloyd Dunn - Independent	377
4	David Ross - Independent	630
Total Votes		51,737

Tennessee Senate District 17

1	Mark Pody - Republican	35,929
2	Mary Alice Carfi - Democratic	16,127
Total Votes		52,056

Tennessee House of Representatives District 46

1	Clark Boyd - Republican	13,339
2	Mark Cagle - Democratic	5,021
Total Votes		18,360

Tennessee House of Representatives District 57

1	Susan M Lynn - Republican	22,895
2	Jordan Cole - Democratic	10,632
Total Votes		33,527

State of Tennessee - Wilson County

November 6, 2018

State General

Governor

1. Bill Lee - Republican
2. Karl Dean - Democratic
3. Mark CoonRippy Brown - Independent
4. Sherry L. Clark - Independent
5. Justin Cornett - Independent
6. Gabriel Fancher - Independent
7. Sean Bruce Fleming - Independent
8. William Andrew Helmstetter - Independent
9. Cory King - Independent
10. Matthew Koch - Independent

Precincts:	1	2	3	4	5	6	7	8	9	10
1-1	1,357	732	3	2	0	0	3	0	1	0
2-1	1,184	842	2	4	0	0	2	0	0	0
3-1	1,770	913	0	3	1	1	2	0	0	0
4-1	1,063	456	1	1	0	0	2	0	0	0
4-2	735	220	0	3	1	0	0	0	0	1
5-1	2,099	710	3	1	0	2	0	1	0	0
6-1	1,285	419	1	4	0	0	1	0	1	1
7-1	498	199	1	5	0	0	0	0	1	0
7-2	640	306	0	2	0	0	0	0	1	0
8-1	1,452	756	6	2	0	0	0	0	0	0
9-1	833	325	2	0	0	0	1	0	0	0
9-2	333	78	1	0	0	0	0	0	0	0
10-1	1,325	721	0	5	1	1	0	0	1	0
11-1	2,104	1,561	3	6	0	0	1	2	3	2
12-1	707	225	2	2	0	1	0	1	0	0
12-2	669	221	2	3	2	1	1	0	1	0
13-1	1,650	586	1	2	0	0	2	0	1	0
14-1	1,611	735	0	5	2	0	0	2	1	0
15-1	1,160	370	1	0	0	0	1	0	0	0
16-1	1,374	789	1	6	0	1	0	1	0	3
17-1	1,285	590	3	7	0	1	0	0	0	0
18-1	1,560	684	2	4	1	2	2	0	1	1
19-1	969	486	2	3	0	0	1	1	0	0
20-1	265	449	2	3	0	0	2	1	0	0
21-1	275	301	0	2	1	1	0	0	0	0
21-2	382	151	0	0	0	0	0	0	0	0
22-1	1,295	644	1	3	1	1	2	0	1	0
23-1	2,101	680	0	4	0	0	1	0	0	1
24-1	941	536	0	5	1	1	1	0	0	0
25-1	1,090	569	2	6	0	0	0	1	1	0
25-2	912	367	1	0	0	0	0	0	0	0
Absentee	508	334	3	2	1	0	0	0	0	0
Provisional	56	32	0	0	0	0	0	0	0	0
Totals:	35,488	16,987	46	95	12	13	25	10	14	9

State of Tennessee - Wilson County

November 6, 2018

State General

Governor

11. Tommy Ray McAnally - Independent
12. Jessie D. McDonald - Independent
13. Toney Randall Mitchell - Independent
14. Yvonne Neubert - Independent
15. Alfred Shawn Rapoza - Independent
16. Chad Riden - Independent
17. Robert Sawyers Sr. - Independent
18. Heather Scott - Independent
19. George Blackwell Smith IV - Independent
20. Jeremy Allen Stephenson - Independent

Precincts:	11	12	13	14	15	16	17	18	19	20
1-1	0	0	0	0	0	0	2	1	0	1
2-1	0	0	0	0	1	2	0	3	0	0
3-1	0	0	0	0	0	0	0	1	0	1
4-1	0	0	0	0	0	0	0	0	0	1
4-2	0	1	0	0	0	0	0	0	0	0
5-1	0	0	0	1	1	0	0	0	0	0
6-1	0	0	0	0	0	0	0	0	1	1
7-1	0	0	0	0	0	0	0	1	0	0
7-2	1	0	0	0	0	0	0	1	1	0
8-1	0	0	0	0	0	0	0	4	0	0
9-1	0	0	1	0	1	0	0	0	0	0
9-2	0	1	0	0	0	0	0	0	0	0
10-1	0	2	0	0	0	1	0	1	1	0
11-1	0	1	0	0	1	0	0	7	2	0
12-1	0	0	0	0	0	1	0	0	1	0
12-2	0	0	0	0	1	1	0	1	0	0
13-1	1	0	1	0	0	1	1	1	1	0
14-1	0	0	0	0	0	2	0	2	0	0
15-1	0	0	0	0	0	0	0	1	0	0
16-1	0	0	1	0	0	0	0	3	0	0
17-1	1	0	1	1	0	1	0	4	0	1
18-1	0	1	0	1	0	1	0	1	0	0
19-1	0	1	0	0	1	0	0	2	1	0
20-1	0	0	0	3	1	0	0	1	0	0
21-1	0	0	0	1	0	0	0	0	0	1
21-2	0	0	0	1	0	0	1	0	0	0
22-1	0	0	0	0	0	0	0	8	0	0
23-1	0	0	0	1	0	2	0	1	0	0
24-1	0	1	0	0	0	0	0	2	0	1
25-1	0	0	0	0	0	0	0	4	0	0
25-2	0	0	0	0	1	0	0	1	0	0
Absentee	0	0	1	0	1	0	0	0	1	0
Provisional	0	0	0	0	0	0	0	0	0	0
Totals:	3	8	5	9	9	12	4	51	9	7

State of Tennessee - Wilson County

November 6, 2018

State General

Governor

- 21. Tracy C. Yaste Tisdale - Independent
- 22. Mike Toews - Independent
- 23. Rick Tyler - Independent
- 24. Vinnie Vineyard - Independent
- 25. Jaron D. Weidner - Independent
- 26. Patrick Whitlock - Independent
- 27. Joe B. Wilmoth - Independent
- 28. Mark Wright - Independent
- 29. Write-In - Eddie Murphy

Precincts:	21	22	23	24	25	26	27	28	29
1-1	0	1	1	0	1	0	1	1	0
2-1	1	1	0	0	0	1	1	2	0
3-1	0	5	1	0	0	1	1	1	0
4-1	1	1	2	0	0	0	0	3	0
4-2	0	0	0	1	0	1	0	1	0
5-1	1	2	0	0	2	1	0	4	0
6-1	0	5	0	1	0	1	2	2	0
7-1	0	0	0	2	0	0	0	0	0
7-2	1	1	0	1	0	2	0	0	0
8-1	0	1	2	0	0	0	0	3	0
9-1	1	4	1	1	0	0	0	4	0
9-2	1	0	0	2	0	2	1	2	0
10-1	0	0	2	1	1	1	0	3	0
11-1	0	3	3	4	0	1	2	2	0
12-1	1	0	1	0	0	1	0	2	0
12-2	0	1	0	0	0	1	2	4	0
13-1	0	0	1	1	0	0	0	4	0
14-1	0	1	1	0	2	3	0	4	0
15-1	0	3	2	0	0	0	0	3	0
16-1	0	4	2	1	0	0	0	3	0
17-1	2	0	0	2	0	2	2	4	0
18-1	0	1	0	2	0	0	3	1	0
19-1	1	3	3	1	0	1	0	5	0
20-1	3	3	0	0	0	5	1	4	0
21-1	0	0	1	1	1	0	0	2	0
21-2	0	1	1	0	0	0	0	0	0
22-1	0	1	3	0	1	0	0	4	0
23-1	1	0	1	0	0	2	1	2	0
24-1	1	0	2	2	0	0	0	4	0
25-1	1	0	1	1	2	1	0	3	0
25-2	0	0	0	1	0	0	0	1	0
Absentee	0	0	2	0	0	0	1	1	0
Provisional	0	0	0	0	0	1	0	0	0
Totals:	16	42	33	25	10	28	18	79	0

State of Tennessee - Wilson County

November 6, 2018

State General

United States Senate

1. Marsha Blackburn - Republican
2. Phil Bredesen - Democratic
3. Trudy A. Austin - Independent
4. John Carico - Independent
5. Dean Hill - Independent
6. Kevin Lee McCants - Independent
7. Breton Phillips - Independent
8. Kris L. Todd - Independent

Precincts:	1	2	3	4	5	6	7	8
1-1	1,256	823	8	4	6	1	3	4
2-1	1,084	941	9	1	3	1	1	5
3-1	1,639	1,038	8	2	7	0	1	12
4-1	997	519	3	2	5	0	1	4
4-2	689	266	2	2	3	0	0	4
5-1	1,973	814	12	2	6	0	2	12
6-1	1,167	523	14	4	5	2	1	11
7-1	465	228	3	0	3	0	2	4
7-2	594	342	5	1	2	1	1	6
8-1	1,334	847	12	4	6	1	0	10
9-1	794	363	2	0	4	1	2	13
9-2	314	97	2	0	1	2	0	4
10-1	1,240	809	7	1	4	0	1	8
11-1	1,958	1,700	14	3	11	7	2	17
12-1	641	294	1	1	3	2	1	4
12-2	622	267	5	0	3	0	2	8
13-1	1,552	675	12	2	2	1	3	12
14-1	1,496	845	8	3	5	1	1	16
15-1	1,081	424	9	2	5	0	2	12
16-1	1,255	895	5	2	7	2	4	11
17-1	1,181	688	6	3	3	1	3	19
18-1	1,426	811	9	3	6	1	5	9
19-1	881	576	10	3	4	0	4	6
20-1	246	477	4	0	4	0	4	12
21-1	262	309	3	1	4	0	1	6
21-2	350	179	1	0	1	0	0	3
22-1	1,187	739	9	2	7	2	2	13
23-1	1,945	824	11	4	6	0	1	8
24-1	837	633	6	3	5	4	3	11
25-1	985	666	10	2	2	0	2	10
25-2	837	420	3	2	4	1	0	12
Absentee	468	380	7	1	2	0	1	3
Provisional	54	35	0	1	0	0	1	0
Totals:	32,810	19,447	220	61	139	31	57	289

State of Tennessee - Wilson County

November 6, 2018

State General

United States House of Representatives District 6

1. John Rose - Republican
2. Dawn Barlow - Democratic
3. Lloyd Dunn - Independent
4. David Ross - Independent

Precincts:	1	2	3	4
1-1	1,329	682	8	30
2-1	1,171	806	17	27
3-1	1,733	843	29	29
4-1	1,045	437	11	15
4-2	714	217	5	5
5-1	2,068	660	26	17
6-1	1,229	414	9	23
7-1	490	176	2	10
7-2	628	285	2	17
8-1	1,424	708	16	26
9-1	825	282	9	14
9-2	329	65	3	4
10-1	1,328	670	14	15
11-1	2,117	1,455	34	41
12-1	677	224	8	12
12-2	645	213	4	16
13-1	1,607	546	10	36
14-1	1,585	696	10	30
15-1	1,122	342	15	22
16-1	1,357	752	17	18
17-1	1,239	555	12	24
18-1	1,519	664	16	23
19-1	941	479	14	14
20-1	257	421	7	21
21-1	276	268	2	12
21-2	368	134	3	6
22-1	1,283	611	12	23
23-1	2,051	649	11	30
24-1	904	492	12	26
25-1	1,080	538	16	20
25-2	885	339	13	12
Absentee	477	320	7	10
Provisional	54	30	3	2
Totals:	34,757	15,973	377	630

State of Tennessee - Wilson County

November 6, 2018

State General

Tennessee Senate District 17

1. Mark Pody - Republican
2. Mary Alice Carfi - Democratic

Precincts:	1	2
1-1	1,365	692
2-1	1,225	794
3-1	1,786	844
4-1	1,064	438
4-2	725	217
5-1	2,106	678
6-1	1,277	427
7-1	514	183
7-2	665	278
8-1	1,460	711
9-1	885	272
9-2	343	74
10-1	1,347	682
11-1	2,146	1,476
12-1	690	237
12-2	688	210
13-1	1,672	539
14-1	1,623	703
15-1	1,148	362
16-1	1,381	761
17-1	1,311	565
18-1	1,555	668
19-1	1,006	461
20-1	308	415
21-1	300	267
21-2	396	134
22-1	1,310	613
23-1	2,104	659
24-1	970	504
25-1	1,108	551
25-2	904	348
Absentee	486	336
Provisional	61	28
Totals:	35,929	16,127

State of Tennessee - Wilson County

November 6, 2018

State General

Tennessee House of Representatives District 46

1. Clark Boyd - Republican
2. Mark Cagle - Democratic

Precincts:	1	2
5-1	918	264
6-1	270	55
7-1	516	169
7-2	667	264
9-1	860	276
9-2	337	74
12-1	707	220
12-2	671	216
13-1	329	130
14-1	621	198
15-1	489	140
17-1	1,341	519
19-1	806	331
20-1	284	433
21-1	303	258
21-2	401	123
23-1	2,044	546
24-1	999	461
25-2	548	209
Absentee	210	125
Provisional	18	10
Totals:	13,339	5,021

State of Tennessee - Wilson County

November 6, 2018

State General

Tennessee House of Representatives District 57

1. Susan M Lynn - Republican
2. Jordan Cole - Democratic

Precincts:	1	2
1-1	1,393	666
2-1	1,213	801
3-1	1,804	834
4-1	1,081	425
4-2	735	211
5-1	1,239	357
6-1	1,019	348
8-1	1,465	702
10-1	1,356	669
11-1	2,218	1,416
13-1	1,318	434
14-1	995	509
15-1	647	222
16-1	1,397	749
18-1	1,567	655
19-1	193	120
22-1	1,314	607
23-1	127	36
25-1	1,110	552
25-2	369	119
Absentee	298	179
Provisional	37	21
Totals:	22,895	10,632
